

* Technical data and features subject to change without notice

Pumping unit technical data

		HP16o8EC	HP16o6H
Max. theoretical output	m ³ /h	16o	16o
Max. pressure on concrete	bar	8o	53
Concrete cylinders (diam. x stroke)	mm	23o x 21oo	23o x 21oo
Concrete hopper capacity	l	55o	55o
Hydraulic circuit		closed	open

Total weight less than 26 tons, payload to the user always available.

Super compact machine mounted on 6x4 4200* wheelbase trucks for excellent maneuverability.

Contained stabilisation dimensions for easy placement in all types of job sites.

Control System with pumping unit HP1608EC

Smartronic Silver

Integrated color LCD	Diagnostics
Counters	Capsense rear panel
Pumping unit management	

Optional Smartronic Gold



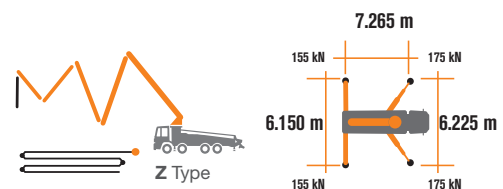
The automatic continuous verification of the center of gravity of the machine guarantees the maximum safety of boom movement and the maximum possible coverage of the job area, even with partial opening of the stabilization.



MBE
Maximum boom extension control



Automatic RPM Management



Placing boom technical data

		B5Z 31/27
Pipeline diameter	mm	125
Max. vertical reach	m	30.5
Max. horizontal distance (from center of slewing axis)	m	26.2
Min. unfolding height	m	5.7
Sections number		5
1st section opening angle		90°
2nd section opening angle		180°
3rd section opening angle		240°
4th section opening angle		180°
5th section opening angle		continuous
Rotating angle		+/-270°
End hose	m	4

Control System with pumping unit HP1606H

Easytronic Silver

Integrated color LCD	Pumping unit management
Counters	Diagnostics

Optional Easytronic Gold



Lsc Safe boom operation is guaranteed when two, three or four outriggers are fully opened.



Automatic RPM Management



STEELTECH Series

K31L

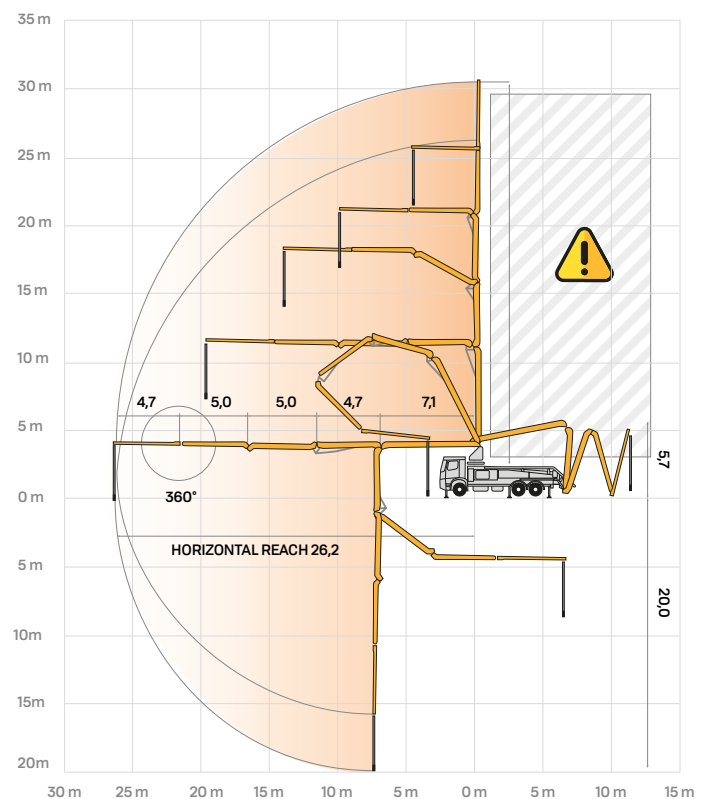
Standard Equipment

- Front "X" style outriggers for a quick set-up and easy pump placement in narrow areas
- Driven by PTO or gear box
- Boom control by means of "Load Sensing" proportional distributor
- Safety device upon opening of concrete discharge door and hopper grille
- Emergency device for pumping group
- 2 Hetriconic proportional radio controls with 3 manipulators
- Emergency radio control cable 20 m
- Plastic water tank with 600-litre capacity
- Medium pressure water pump (50 l/min - 50 bar)
- LED lights for stabilisation and hopper lighting
- Double layer piping with chromium carbide inserts on the entire piping line
- Washing accessories
- High resistance of the components most subject to wear ("S" valve, wear plate, compensating ring)
- Declaration of conformity supplied with the user and maintenance manual

Main Options

- Smartronic Gold (Smartronic Silver + ASC Advanced Stability Control)
- Smartronic Advanced: In addition to the Smartronic Gold functions, provides ASC2.0 stability control, ABC boom oscillation control (Antibouncing), automatic boom opening and closing. Includes radioremove control Hetriconic or HBC with display.**
- Easytronic Gold (Easytronic Silver + LSC Light Stability Control)
- Automatic boom opening and closing
- Centralized boom lubrication system
- Concrete shut-off valve
- High pressure water pump 28l / 120 bar
- Radio remote control: Hetriconic or HBC equipped with display
- Straight concrete piping on double layer boom with high wear-resistance chromium carbide inserts CIFA LLT Long Life Top
- Wide choice of customer personalization colours
- *Over 100 options available; details available on truck pumps optional booklet**

Distribution boom B4Z 31/27



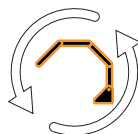
Optional Smartronic Advanced



Advanced Stability Control 2.0



Antibouncing



Boom Automatic Opening and Closing

Smartronic Video



CIFA S.p.A. / Via Stati Uniti d'America, 26 / 20030 SENAGO (MI) / ITALY
Tel. +39 02 990 131 / sales@cifa.com



cifa.com



K31L_ENG_0320