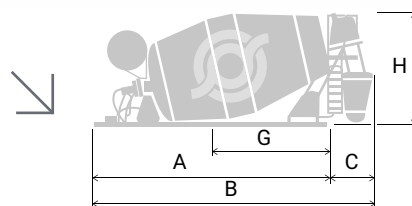




\* Technical data and characteristics subject to modifications without notice



CAPACITY (m<sup>3</sup>): 4-7-8-9-10-12-15



## Technical data

		SL 4	SLA 4	SL 7	SLA 7	SL 8	SLA 8	SL 9	SLA 9	SL 10	SLA 10	SL 12	SLA 12	SL 15
<b>DRUM</b>														
Geometric volume	m <sup>3</sup>	8.4		12.2		14.0		15.9		16.2		18.5		23.6
Filling ratio	%	47		57		57		56.3		62		65		65
Water line	m <sup>3</sup>	5		7.8		9		10.2		10.8		12.7		15.5
Rotation speed	r.p.m.	14		14		14		14		14		14		14
Diameter	mm	2100		2300		2300		2300		2350		2300		2400
Rollers	n°	1 + 1		1 + 1		1 + 1		1 + 1		1 + 1		1 + 1		2 + 2
Water pump output	l/min	560		560		560		560		560		560		560
Water pump pressure	bar	4		4		4		4		4		4		4
Water meter scale	l	0 ÷ 500		0 ÷ 500		0 ÷ 500		0 ÷ 500		0 ÷ 500		0 ÷ 500		0 ÷ 500
Water tank capacity	l	400		400		400		400		800		800		1200
<b>DRIVEN BY</b>														
P.T.O. <input type="checkbox"/>														
Separate engine <input checked="" type="checkbox"/>		<input type="checkbox"/> <input checked="" type="checkbox"/>		<input type="checkbox"/> <input checked="" type="checkbox"/>		<input type="checkbox"/> <input checked="" type="checkbox"/>		<input type="checkbox"/> <input checked="" type="checkbox"/>		<input type="checkbox"/> <input checked="" type="checkbox"/>		<input type="checkbox"/> <input checked="" type="checkbox"/>		<input type="checkbox"/>
<b>DIMENSION</b>														
A - min. length of frame	mm	4300		5200	5360	5479	5710	5970	6200	6010	6240	6350	6830	7600
B - min. length of mixer	mm	5422		6312	6472	6660	6890	5422	7407	7215	7445	7560	8032	9035
C - overhang	mm	1122		1112		1205		1205		1205		1205		1435
G - center of gravity	mm	1638	1864	1956	2226	2160	2598	2450	2895	2481	2862	2821	3226	3012
H - max. height *	mm	2542		2675		2650		2725		2770		2830		2880
Max width	mm	2300		2383		2355		2355		2380		2355		2430
Total weight (empty) **	Kg	3000	3460	3540	3950	3718	4185	3966		4172		4374		5800
<b>TRUCK SPECIFICATION</b>														
Axles truck		2		3		3 - 4		3 - 4		4		4 - 5		5

\* CIFA standard frame

\*\* Kit Mixer includes: Fixing plates, cardan shaft and paints, weights may vary ± 5%



# Series SL/SLA

## Product description

The "SL/SLA" Series has been conceived with a modern and compact design which goes towards increasing better performances, such as an higher geometrical volume of the drum combined with a very limited total weight, simpler maintenance with greater safety.

## Mixer Control

### Control system for "CSD Advanced" / EU\*



The same remote control is used both to operate the drum from the cab, where it sits in a dedicated base while driving, and from outside the cab to control concrete loading and unloading operations. The display, which is clearly legible in all lighting conditions, presents operational information such as drum speed, hydraulic pressure, working hours, and also provides diagnostic messages to facilitate servicing and reduce downtime.

### Control system for "CSD 2.0" (Constant Speed Drive) versions / EU\*

One control panel in the cab and one control panel with 3m cable placed in the mixer rear side to control the drum during the road transfer and operations

### Control system for "BASIC" versions

Flexible cables

### Control system for "BASIC" EU\*

Flexible cables with elettrostop

### For "SLA" versions

- Separate engine
- Control panel complete of start key, temperature of engine oil, hour meter, pilot lights for alarms

\* comply EN 12609

## Main Options

- VISTA
- Hydraulic water pump and hydraulic lifting chute
- Aluminum pressurized water tank
- Additive pressurized tank (inox - 50 lt)
- Centralized system for roller greasing
- Aluminum sliding ladder
- High pressure (210bar) water pump with cable reel
- Automatic Opening system for loading hopper (not available with EKOS system)



4 mm THICKNESS MADE OF 30MnB5 STEEL (STANDARD EQUIPMENT)



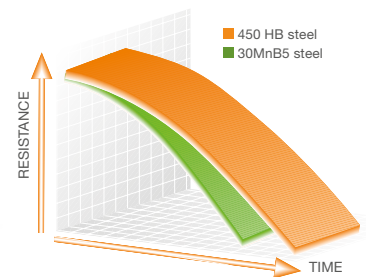
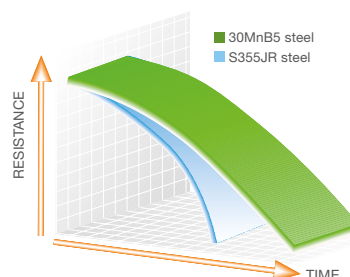
4 mm THICKNESS MADE OF 450 HB STEEL (ON DEMAND)



LIGHT WEIGHT

## Drum and Blades

The drum is designed according to international specifications and rule DIN 459. Special high resistant steel (30MnB5) is used in drum and blades with different thickness from three (3) to seven (7) millimeters. Chrome, manganese and boron prevent concrete wear and action resistance. Drum and blades are also available made of special wear resistant steel 450 HB, in order to maximize the lifetime of the truck mixer.



## Paintings

Multi-colour customized painting on demand



## Web configurator

