



\* Technical data and features subject to change without notice

### Pumping unit technical data

		PB607S7	PB808S7
Max. theoretical output	m <sup>3</sup> /h	61	81
Max. pressure on concrete	bar	71	81
Max. number of cycles per minute	N°	32	43
Concrete cylinders (diam. x stroke)	mm	200 x 1000	200 x 1000
Concrete hopper capacity	l	400	500
"S" valve diameter	"	7	7

High payload within 32.000 kg legal limit

Boom: 4 sections, pipeline diameter 100 mm, "Z" folding system.

Wide range of truck chassis compatibility: 3,4 and 5 axles with different wheelbase.

### Control system with pumping unit PB607S7 and PB808S7

#### Easytronic

- Colour LCD display
- Pumping unit & drum management
- Diagnostics
- Counters

### Control systems options



The LSC advanced limits the boom rotation to ensure machine stability whenever any front outrigger cannot be fully extended. Machine-front working is possible rotating the boom-pack vertically, with just 10% front outriggers opened.

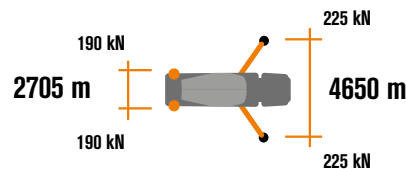
### Concrete Mixer Technical data

		RH80	RH115
Nominal capacity	m <sup>3</sup>	7	9
Drum geometric volume	m <sup>3</sup>	12,8	14,6
Filling ratio	%	55	61
Max. drum speed	rpm	14	14
Water tank capacity	l	800	800
Water tank capacity/pressure	l/min - bar	230-15	230-15
Liter-counter scale	l	0-500	0-500

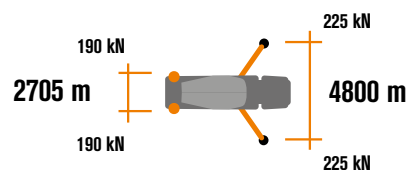
### Placing boom technical data

		MK28L
Pipeline diameter	mm	100
Max. vertical reach	m	28,1
Max. horizontal distance	m	24,1
Sections number		4
1st section opening angle		90°
2nd section opening angle		185°
3rd section opening angle		253°
4th section opening angle		254°
Rotating angle		-240°/+ 240°
End hose length	m	4

MK28L-80



MK28L-115





# STEELTECH Series MK28L

Placing boom MK28L

## Standard equipment

Compact and harmonic line, studied for assembling on 4 axles chassis

Ideal load distribution on the axles to obtain better driving stability

Outriggers fully hydraulic controlled on both machine sides with front telescopic double extension at automatic patented sequence and fixed rear outriggers.

High loading capacity drum with elliptic bottom, made of 30MnB5 wear-resistant steel

Placing boom MK28L, 4 sections, pipeline diameter 100 mm, "Z" folding system

Pumping unit with 7" S-valve with high concrete suction performances and filling ratio, improved and optimised concrete flow to reduce wear and fuel consumption

Proportional boom control

Polymer rear mono-axle mudguards with rubber mudflaps

Concrete flow regulator

Reduction 5"-4" 3000mm long to decrease pumping pressure and wear

Two proportional radio remotes Hetronic with two boom movement speeds, synthesiser for automatic frequency search, 8 positions joystick and concrete flow rate regulator. 20 m cable

Two zinc-coated additional chutes, with supports for their fixing on counterframe

Vibrator on the concrete hopper grid with remote control

Centralized lubrication system for pumping unit

Oil automatic lubrication system for pumping pistons

Additional manual lubrication system for pumping unit

Hard plastic outrigger support plates with relevant housing

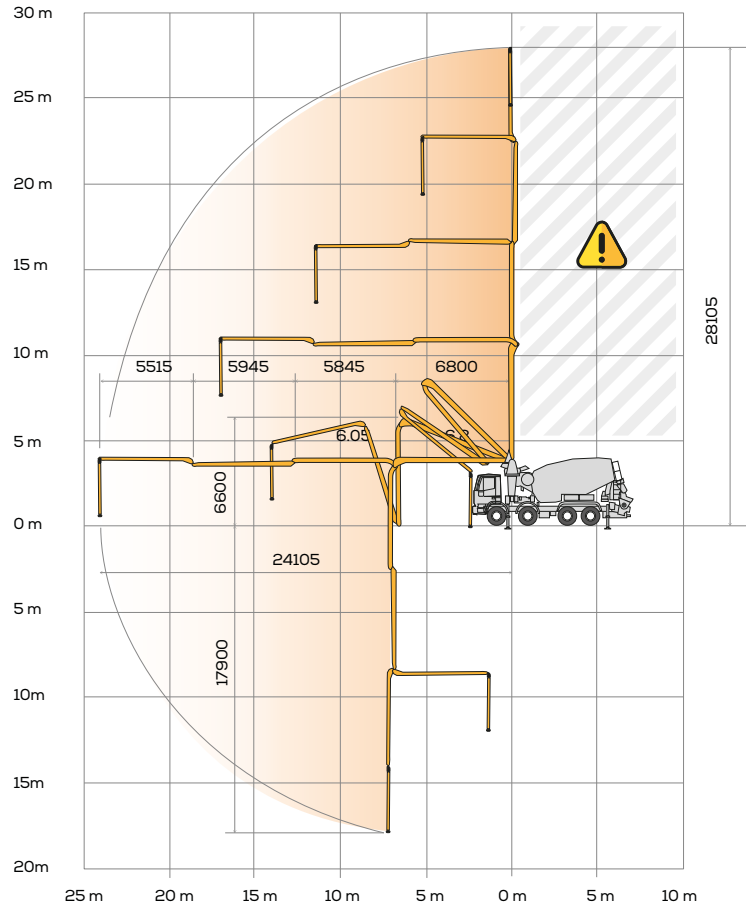
Light for pumping unit hopper

Accessories for cleaning and washing

Automatic concrete discharging control with hopper concrete level sensor

Concrete pipes in double thickness with chrome carbide inserts in high wear resistant CIFA Long Life Hard (LLH)

Long life wear plate and cutting ring with hard carbide inserts



## Main options

LSC advanced - Light Stability Control

Fiber-glass hopper cover

2xHBC Radio remote control, in place of the Hetronic supplied as standard

Placing boom continuous rotation (not available with LSC)

High pressure water pump + manual washing gun + cable retractor reel

"Ekos" dust blocking device for drum closing

Concrete shut-off valve

Aluminum hose/pipe holder on both sides

Smartronic Video

