

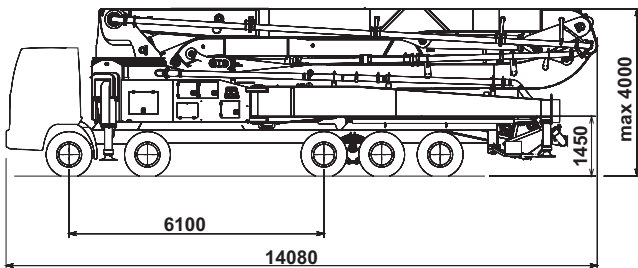
## K58L XRZ

### TRUCK-MOUNTED CONCRETE BOOM PUMP

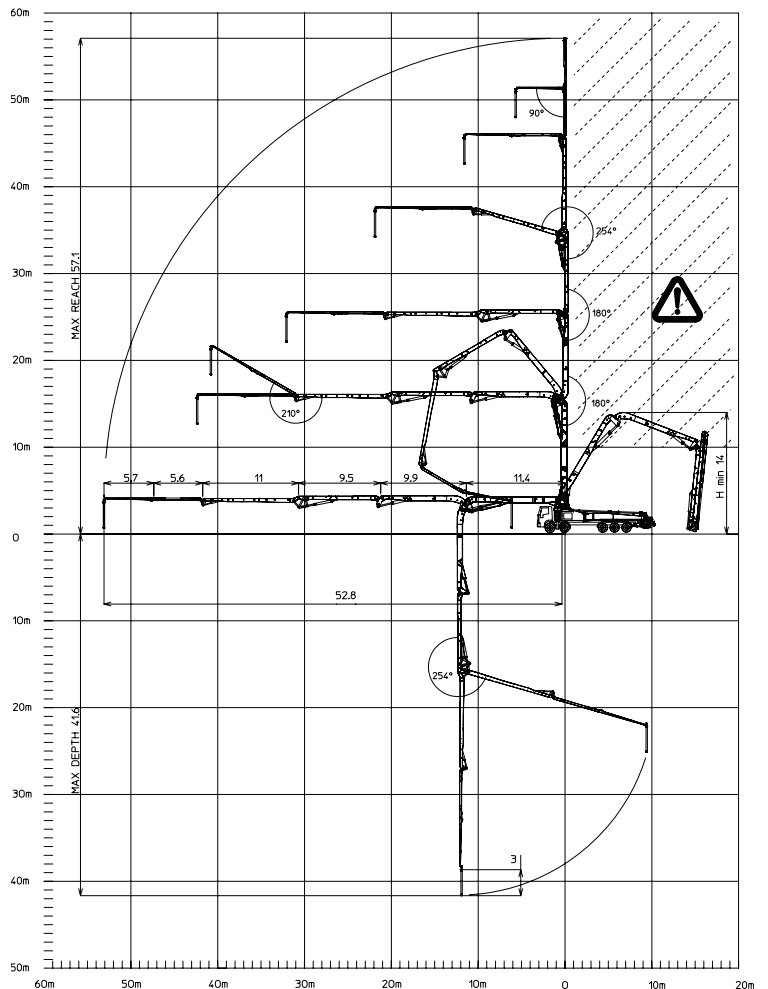
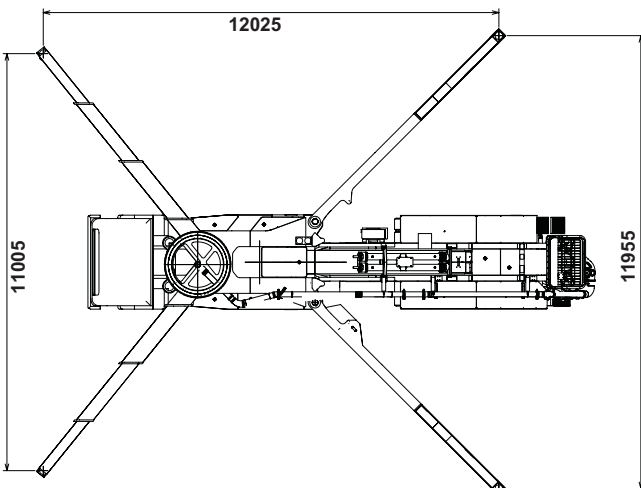
Placing boom	B5RZ 58/54
Pumping unit	PA 1506/909 F8 HPG 1808/1113 IF9
Driven by	PTO
Chassis	5 axles



#### Dimensions



Dimensions varying according to truck assembly



# K58L XRZ

## Main features

- Assembly on standard 5 axles
- Self-supporting frame, torsion free, FEM designed
- Placing boom B5RZ 58/54, 6 sections, pipeline diameter 125 mm, "RZ" folding system
- Fully hydraulic outrigger controls on both sides of the truck
- Front "X style" diagonal outriggers with sequence controlled triple patented telescopic opening and swing-out rear outriggers for a quick and easy set-up
- "Load Sensing" proportional boom control
- The "BFC" Best-Flex Cifa supporting system allowing just one man to change delivery pipeline easily, quickly and safely
- Concrete flow rate regulator
- Safety device on opening inspection hatch
- HPG-IF pumping unit with closed circuit and reversal flow: superb performances, high pressures and output, high reliability and easy and reduced maintenance; 9 inches S valve  
*alternatively*  
"F8" pumping unit with open circuit: smooth, continuous and easy pumping, combined with high reliability

## Standard equipment

- 2 Proportional radio control with two boom movement speed, synthesizer for automatic frequency search, 8 position joy stick and concrete flow rate regulator. 20 mt cable
- Electronic stability control and data logger **K-TRONIC®**
- Emergency control pad for pumping unit HPG 1808/1113 IF9
- Remote controlled electric vibrator placed on the concrete hopper grid
- Centralized lubrication system for pumping unit
- Automatic oil lubrication system for pumping pistons on HPG 1808/1113 IF9
- Additional manual lubrication system for pumping unit
- Hard plastic outrigger support plates with relative housing
- Rear light on hopper and stabilization area
- Level readers for stabilization control
- Accessories for cleaning and pipe washing
- Double thickness concrete pipes, in high resistant steel CIFA Long Life Pipes
- Aluminium concrete pipeline joints
- Rear camera for facilitate manoeuvre
- Medium pressure water pump (50l/50bar)
- Centralized lubrication system for placing boom
- Separated emergency engine kit for independent control of the hopper mixer, concrete pumping unit, boom and water pump
- Aluminium hopper covering

## Optional

- High pressure water pump (28l/120bar)
- Air compressor for pipeline cleaning
- Air pipeline for placing boom

## TRUCK-MOUNTED CONCRETE BOOM PUMP

<b>Placing boom</b>	B5RZ 58/54
<b>Pumping unit</b>	PA 1506/909 F8 HPG 1808/1113 IF9
<b>Driven by</b>	PTO
<b>Chassis</b>	5 axles

## Pumping unit technical data

Model		PA 1506/909 F8	HPG 1808/1113 IF9
Max. theoretical output	<i>m<sup>3</sup>/h</i>	150/90	179/105
Max. pressure on concrete	<i>bar</i>	53/95	76/130
Max. numbers of cycles per min.	<i>nr.</i>	30/17	36/21
Concrete cylinders (diam. x stroke)	<i>mm</i>	230x2000	230x2000
Concrete hopper capacity	<i>l</i>	550	650
Hydraulic circuit		open	closed

## Placing boom technical data

Model		B5RZ 58/54
Pipeline diameter	<i>mm</i>	125
Max. vertical reach	<i>m</i>	57,1
Max. horizontal distance (from center of slewing axis)	<i>m</i>	52,8
Min. unfolding height		14
Section numbers		6
1st section opening angle		90°
2nd section opening angle		180°
3rd section opening angle		180°
4th section opening angle		254°
5th section opening angle		210°
6th section opening angle		90°
Rotating angle		370°
End hose length	<i>m</i>	3

Technical data and characteristics subject to modifications without notice